
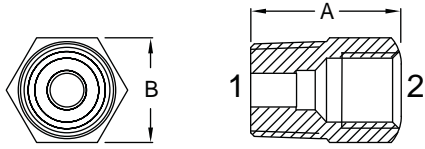

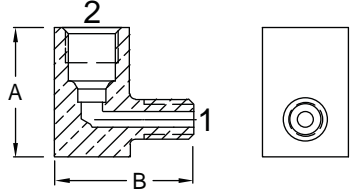

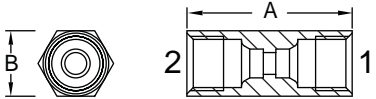


	THREADS / TUBE			BDI PART #		DIMENSIONS		DRAWING
	Male (1)	Female for Tube OD (2)		Steel	Brass	A	B	
		Thread	Tube OD					
Straight Tubing Adapter Body  See page 18-19 for compression sleeves and bushings.	1/4-28	5/16-24	3/32	B4316**	—	3/4"	.375"	
	1/4-28	5/16-24	4MM-5/32	B4312**	—	3/4"	.375"	
	1/4-28	5/16-24	4MM-5/32	—	B2626	1"	.375"	
	1/8NPT	5/16-24	3/32	—	B3430	5/8"	.437"	
	1/8NPT	5/16-24	4MM-5/32	—	A2835	5/8"	.437"	
	1/8NPT	5/16-24	4MM-5/32	—	B1525	3/4"	.437"	
	1/8NPT	5/16-24	4MM-5/32	—	B10017	1-1/4"	.50"	
	1/8NPT	5/16-24	4MM-5/32	—	B1531	1-1/2"	.437"	
	1/8NPT	5/16-24	4MM-5/32	—	B7768**	1-1/2"	.437"	
	1/8NPT	M10X1	6MM	—	26686	18.92MM	14MM	
	1/8NPT	M8X1	4MM-5/32	—	19172	0.63"	11MM	
	1/8NPT	5/16-24	4MM-5/32	—	B3488	.687"	.437"	
	1/8BSPP	M8X1	4MM-5/32	—	20326	.798"	.50"	
	1/8BSPT	M8X1	4MM-5/32	—	15352	.63"	11MM	
	1/8BSPT	5/16-24	4MM-5/32	—	B8884	5/8"	.437"	
	1/8BSPT	3/8-24	3/16	B9931	—	3/4"L	.437"	
	1/8BSPT	M8X1	4MM-5/32	—	15318	0.63"	11MM	
	M6X.75	5/16-24	4MM-5/32	—	24226	20MM	11MM	
	M6X1	M8X1	4MM-5/32	—	19453	0.815"	11MM	
	M6X1*	5/16-24	4MM-5/32	—	B10323-1	17MM	.394"	
M8X1*	5/16-24	4MM-5/32	—	B10323-3	16MM	.433"		
M10X1	5/16-24	4MM-5/32	—	B10826	7/8"	.562"		
M10X1	M8X1	4MM-5/32	—	AR1113	16MM	11MM		
M12X1	M10X1	6MM	34987	—	20MM	17MM		

* TAPERED **ZINC

	THREADS / TUBE			BDI PART #		DIMENSIONS		DRAWING
	Male (1)	Female for Tube OD (2)		Steel	Brass	A	B	
		Thread	Tube OD					
90 Degree Elbow Adapter Body  See page 18-19 for compression sleeves and bushings.	1/4-28	5/16-24	5/32-4MM	19285	—	.625"	.88"	
	5/16-24	5/16-24	5/32-4MM	—	20131	20MM	.88"	
	1/8NPT	5/16-24	3/32	—	B3431	.562"	.81"	
	1/8NPT	5/16-24	5/32-4MM	—	A3080	.562"	.81"	
	1/8BSPT	5/16-24	5/32-4MM	—	B8883	.562"	.81"	
	1/8BSPT	M8X1	5/32-4MM	—	15320-1	.48"	1.0"	
	M6X.75	M8X1	5/32-4MM	—	20350	.75"	.81"	
	M6X1	5/16-24	5/32-4MM	—	21238	20MM	22.4MM	
	M6X1	M8X1	5/32-4MM	—	24528	20MM	22.4MM	
	M8X1	M8X1	5/32-4MM	—	26810	19.1MM	20MM	
M10X1	M8X1	5/32-4MM	—	AR1112				

	THREADS / TUBE				BDI PART #		DIMENSIONS		DRAWING
	Female for Tube OD (1)		Female for Tube OD (2)		Steel	Brass	A	B	
	Tube OD	Thread	Thread	Tube OD					
Straight Tubing Coupling Body 	5/32	5/16-24	5/16-24	5/32	—	A2899	.94"	.375"	
	4MM	M8X1	M8X1	4MM	—	19450	.94"	.39"	

* See page 18-19 for tubing connections.